

Queen Mary 2 Deck Plans

Stateroom category

Grand Duplexes

Aft High Deck 9 **Q1**

Duplexes & Suites

Forward/Aft High Decks 9,10 **Q2**

Royal Suites*

Forward High Deck 10 **Q3**

Penthouse

Midships/Aft High Decks 9,10 **Q4**

Queens Suites

Midships/Aft High Decks 9,10,11 **Q5**

Forward High Decks 9,10 **Q6**

Midships High Decks 8,9 **Q7**

Princess Suites

Midships High Deck 10 **P1**

Forward High Deck 10 **P2**

Club Balcony

Midships High Deck 12 **A1**

Forward High Decks 12, 13 **A2**

Balcony

Midships High Deck 11 **BB**

Midships High Decks 8,11 **BC**

Forward High Decks 8,11,12 **BF**

Balcony (sheltered)

Midships Low Decks 5,6 **BU**

Midships Low Decks 5,6 **BV**

Aft Low Decks 5,6 **BY**

Forward Low Decks 5,6 **BZ**

Balcony (obstructed view)*

Midships High Deck 8 **DB**

Midships High Deck 8 **DC**

Forward High Deck 8 **DF**

Oceanview

Forward/Aft Low Decks 5,6 **EF**

Atrium View Inside

Midships Low Decks 5,6 **HB**

Standard Inside

Midships High Deck 10 **IA**

Midships High Deck 10 **IB**

Midships Low Decks 5,6 **IC**

Midships High Decks 11,12 **IE**

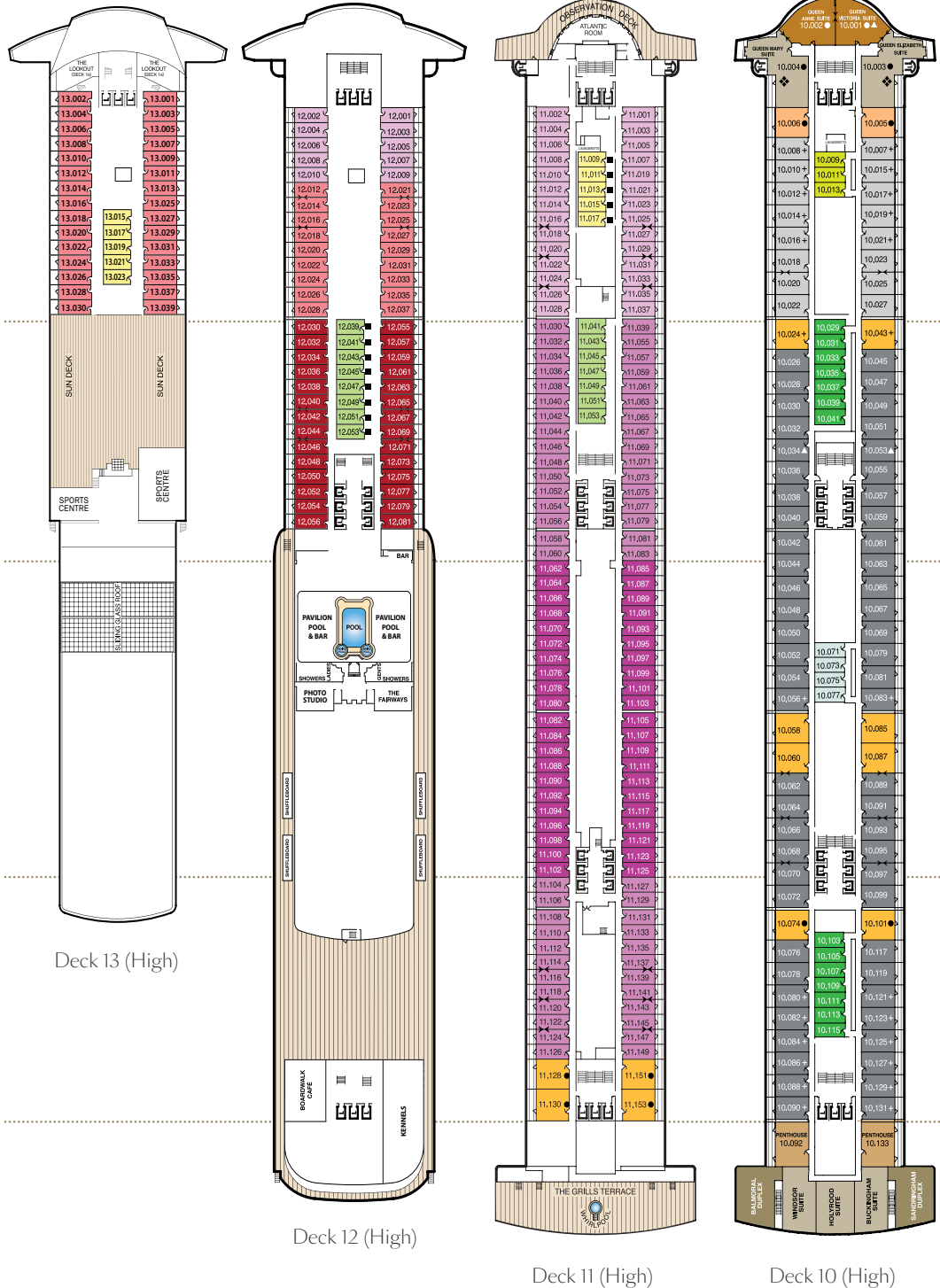
Low Decks 5,6 **IF**

Forward/Aft High Decks 9, 10 **IF**

Low Decks 5,6 **IF**

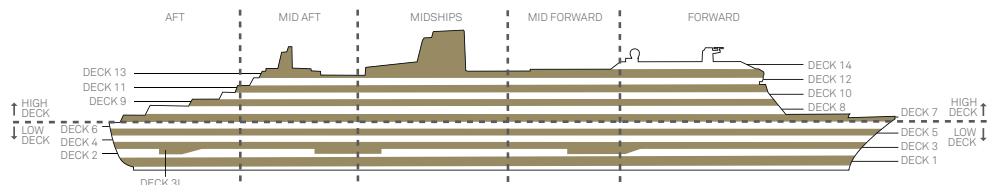
Forward High Decks 11,13 **IF**

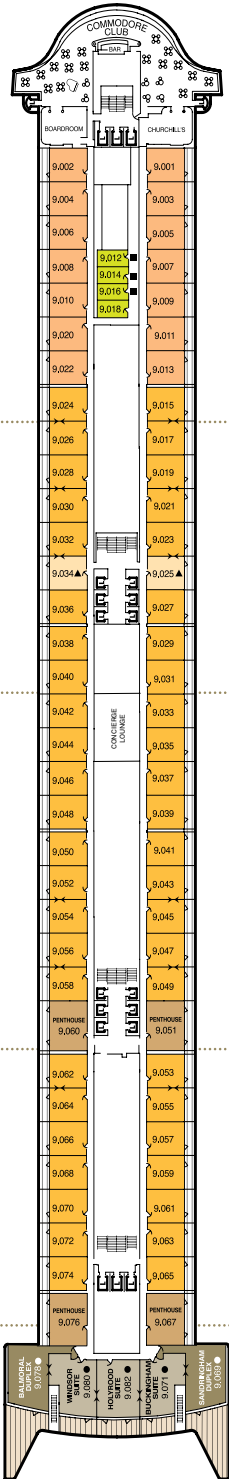
Low Decks 5,6 **IF**



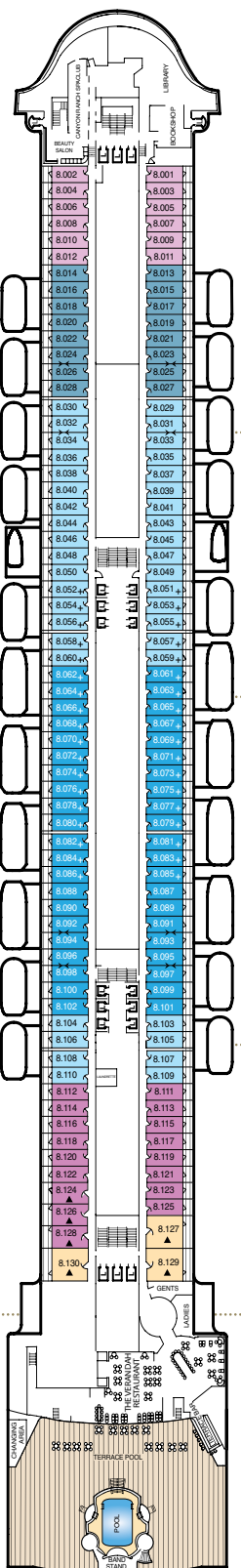
Key to symbols

- L** Lift
- Connecting staterooms
- +** 3rd berth is a single sofa bed
- 3rd & 4th berth is a double sofa bed
- 3rd & 4th berths are two upper beds
- *** Staterooms have views obstructed by lifeboats
- ▲** Wheelchair accessible (stateroom sizes vary)
- ♦** Single level Q2 Suite
- ◆** Royal Suites do not have a balcony

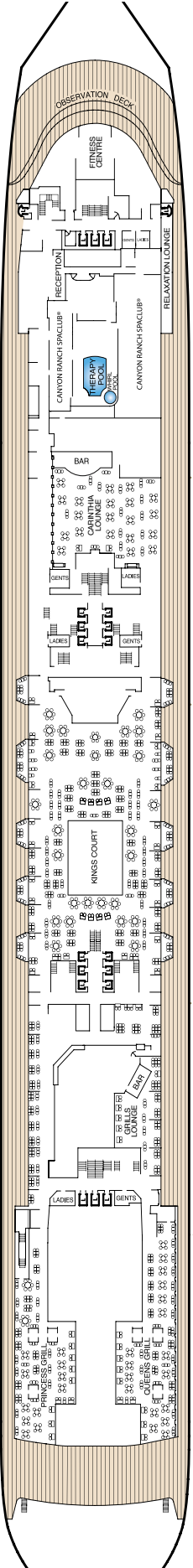




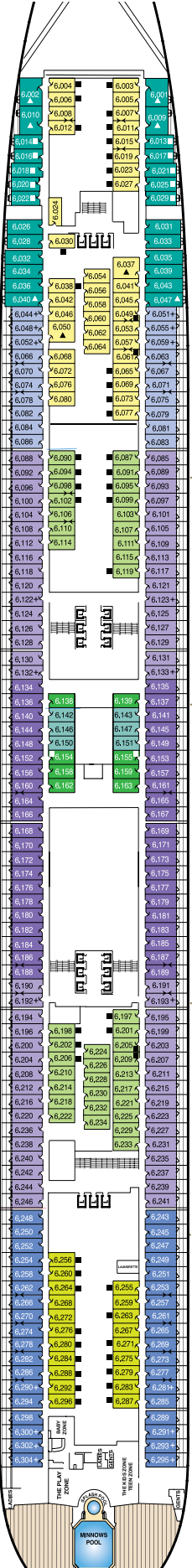
Deck 9 (High)



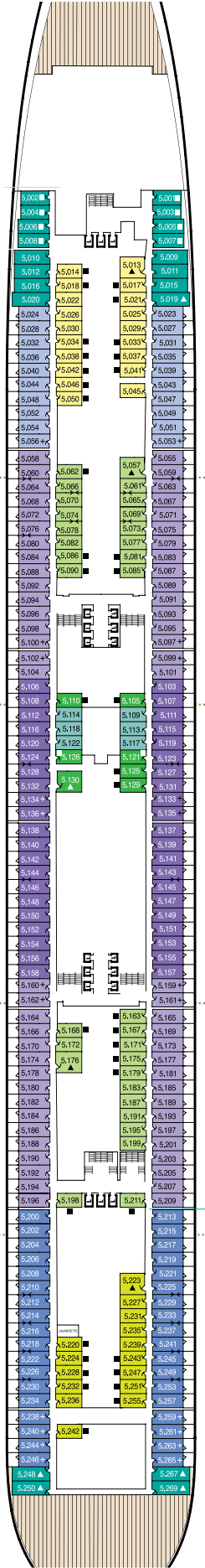
Deck 8 (High)



Deck 7



Deck 6 (low)



Deck 5 (low)

Forward
Mid Forward
Midships
Mid Aft
Aft

View Queen Mary 2 stateroom accommodations online at cunard.com/qm2staterooms and virtual tours at cunard.com/qm2tours

Stateroom category

Balcony (sheltered)

| | | |
|----------|------------|-----------|
| Midships | Low Deck 4 | BU |
| Midships | Low Deck 4 | BV |
| Aft | Low Deck 4 | BY |
| Forward | Low Deck 4 | BZ |

Oceanview

| | | |
|---------|------------|-----------|
| Forward | Low Deck 4 | EF |
|---------|------------|-----------|

Standard Inside

| | | |
|----------|------------|-----------|
| Midships | Low Deck 4 | IC |
| Aft | Low Deck 4 | IE |
| Forward | Low Deck 4 | IF |

Single Oceanview

| | | |
|----------|------------|-----------|
| Midships | Low Deck 2 | KB |
| Mid Aft | Low Deck 3 | KC |

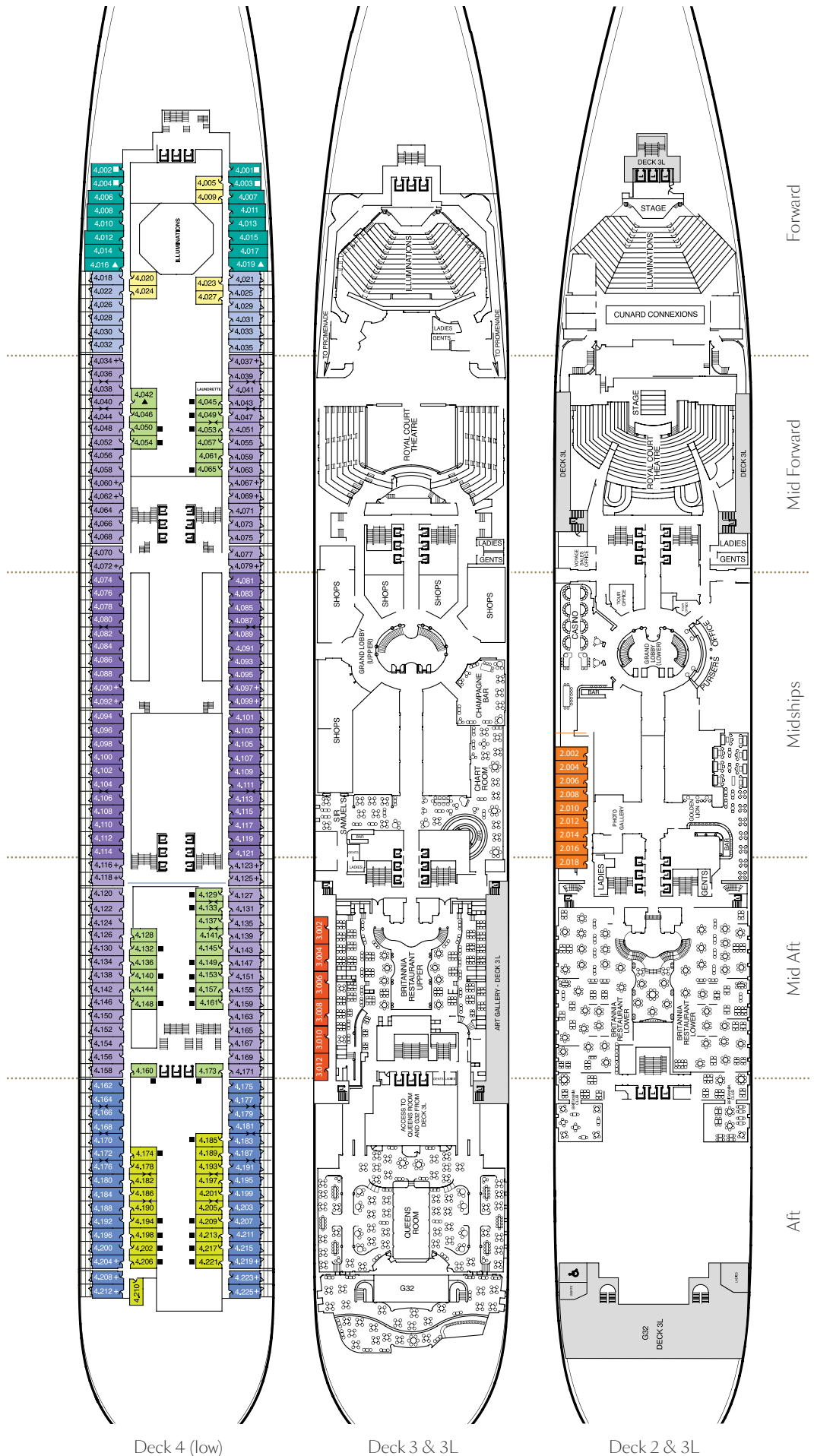
Key to symbols

- L** Lift
- Connecting staterooms
- ⊕ 3rd berth is a single sofa bed
- 3rd & 4th berth is a double sofa bed
- 3rd & 4th berths are two upper beds
- * Staterooms have views obstructed by lifeboats
- ▲ Wheelchair accessible (stateroom sizes vary)
- ❖ Single level Q2 Suite
- ♣ Royal Suites do not have a balcony

Ship facts

| | |
|----------------------|------------|
| Entered Service: | 2004 |
| Planned Refit: | May 2016 |
| Country of Registry: | Bermuda |
| Speed: | 28 knots |
| Guest Capacity: | 2,691 |
| No of Crew: | 1,292 |
| Length: | 1,132 feet |
| Width: | 131 feet |
| Draft: | 32 feet |

View Queen Mary 2 stateroom accommodations online at cunard.com/qm2staterooms and virtual tours at cunard.com/qm2tours



Deck 4 (low)

Deck 3 & 3L

Deck 2 & 3L